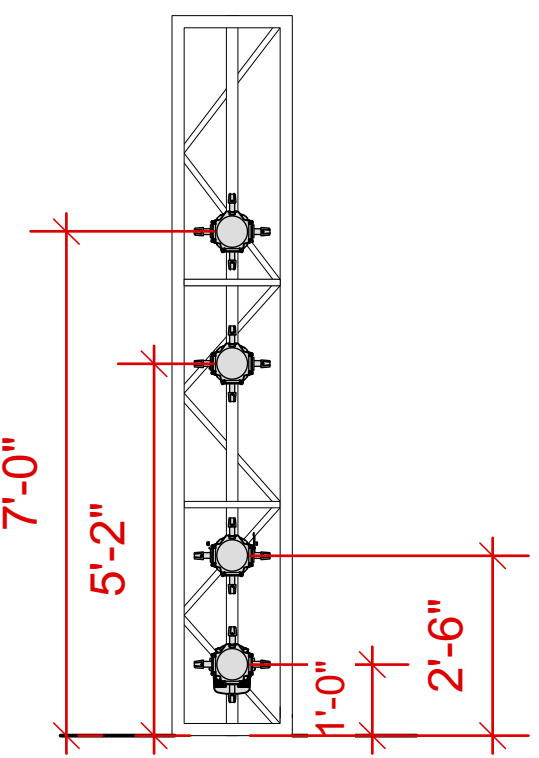


Boom Detail

3/8" = 1'-0"

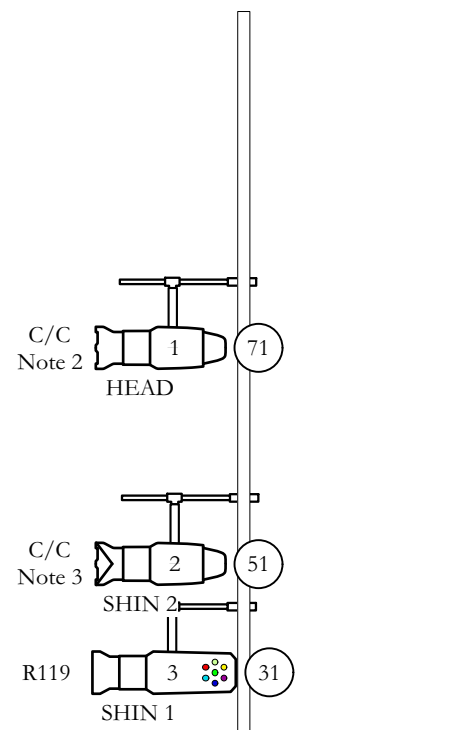


BOOM TYP

All Boom Fixture Heights Are To Center of Lens

Apron Boom Low HL

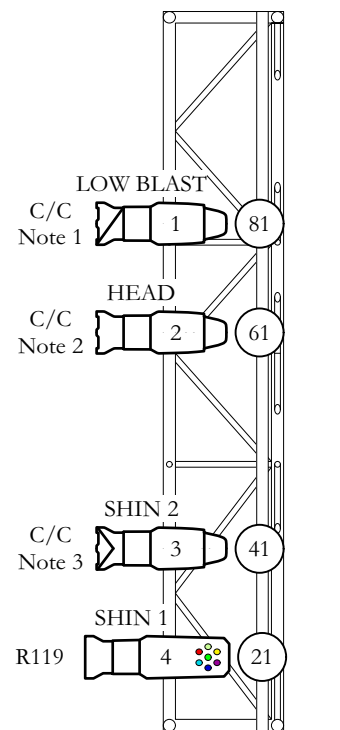
*Apron Boom Follows Same Dimensioning As Booms
*All Units To Receive 18" Side Arms



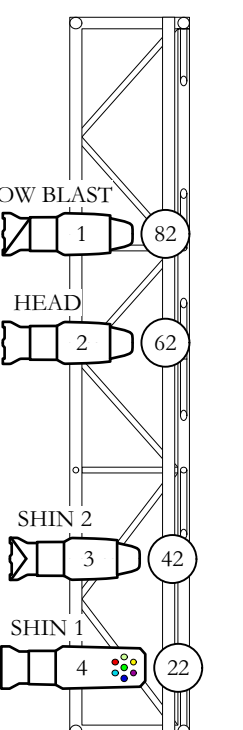
Apron Boom Low HR

*Apron Boom Follows Same Dimensioning As Booms
*All Units To Receive 18" Side Arms

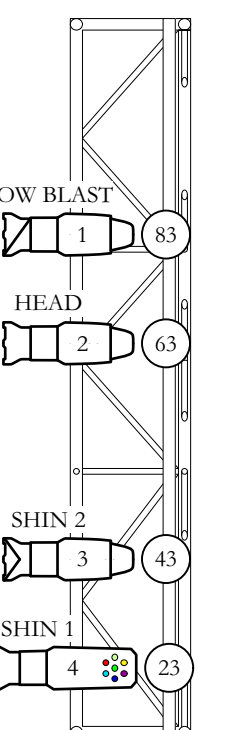
SR Boom 1



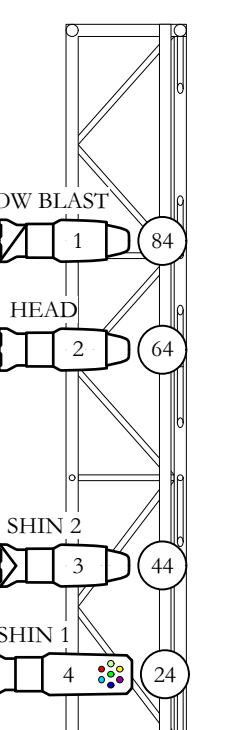
SR Boom 2



SR Boom 3

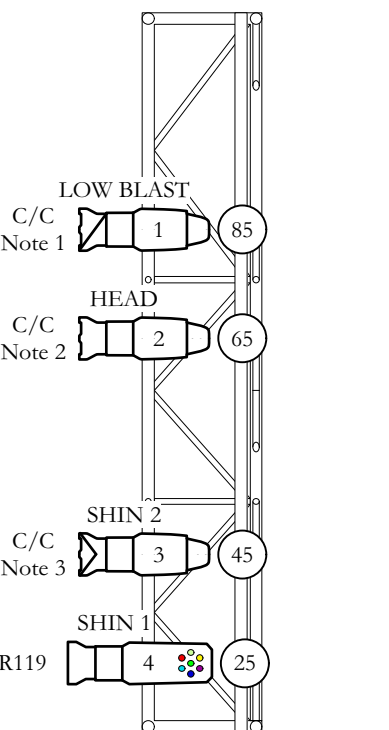


SR Boom 4



SR Boom 5/Rover

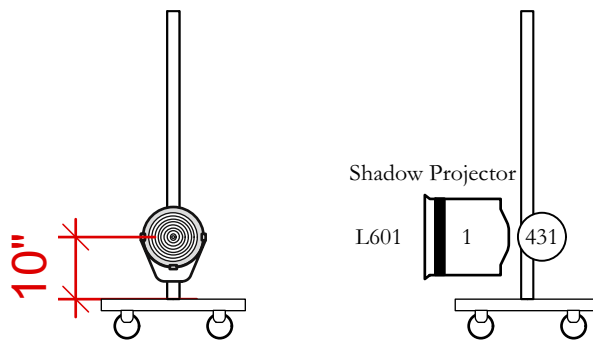
*SR Boom 5 Must Be On A Rover Base
Boom Moves On and Off Stage
For Mid Stage Traveler Clearance
*Discuss With LD, RME, and TD On Logistics
Of Putting A 10' Truss on Rover Base.
*If Not Possible Please Make This A 8ft Truss on Rover Base



UpStage Shadow Rover Detail

Height From Top of Rover Platform

NOTE: Rover must be placed at end of 1.2 and removed at intermission.



Lighting Notes:

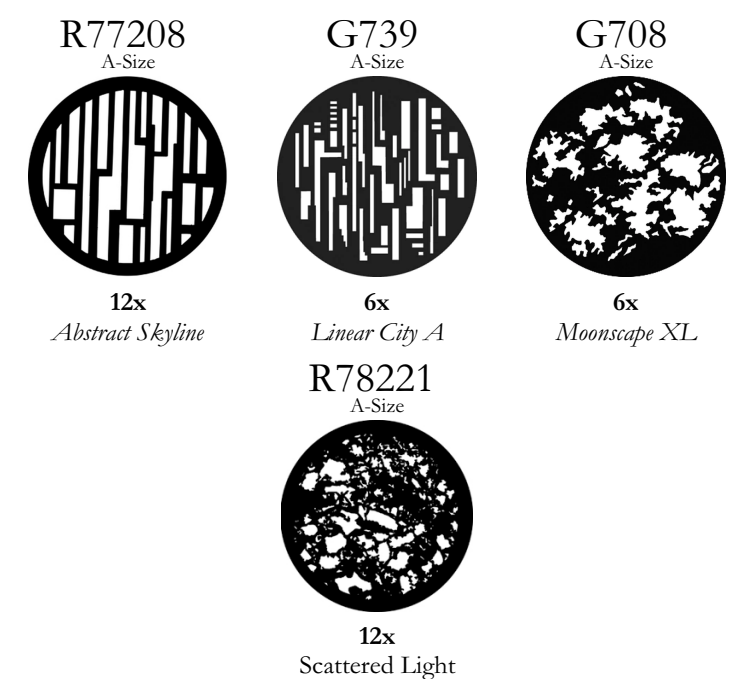
-All Cabling Must Be Clean and Tight To Pipes, Masking is Flown Out For this Concert.
-LDs Will Provided Color Cards for Booms for Color and Texture Swaps
-SL and SR Boom #5 Must Be on Rover Bases
-Booms Removed for Pieces (1.1 and 2.2)
-US Shadow Rover Must be on Rover Base
-Boom Placed Prior to Piece 1.3
-House Lights To Be Controlled From Lx Console
-While Still Maintaining Active Safety And Control From House Management In Case Of Emergency

-House Lights To Be Patched At 999
-Aisle Lights Patched At 998

Fixture Profiles and Modes:

~ETC Source 4 Lustr II
-Mode: HSI +7; Dimmer Curve: Incandescent
~Elation Arena PAR Zoom
-Mode: 10CH; Dimmer Curve: Theatre
~Elation Color Chorus 72
-Mode: HSI +4; Dimmer Curve: Theatre
~HighEnd Systems Solafame 2000 HighCRI
-Mode: Standard
~Vari Lite 1100 AS
-Mode: Standard

Templates Used:



Typical Designer Notes:

-All Instruments To Be Hung With Safety Cables Properly Attached.
-Please Have R119 + R132, Black Tac, Black Wrap, Barn Doors, Top Hats, Half Hats, And Donuts Available At Focus.
-Color And Templates To Be Dropped Prior To Focus (Unless Otherwise Discussed With Designer)
-(4 1/2) 8" Tolerance For Fixture Placement
-Units With Same Channels Can Be Towed At Discretion Of Production Master Electrician (UNLESS OTHERWISE NOTED)
-Please Provide (At Minimum) 1 Additional Circuit At Each Position For Adds
-Any Questions Regarding Proper Hanging, Rigging, And Circuiting Contact Resident Master Electrician // Technical Director
-Any Questions Or Concerns In Regards To Positions Or Intentions Of Fixtures And Placements Please Contact Designer: Evan P. Carlson
Cell: (616)-802-7561

Symbol Key

Symbol	Description Wattage	Counts vs Inventory
	ETC Source4 19deg @ 575w	8/58
	ETC Source4 26deg @ 575w	22/133
	ETC Source4 36deg @ 575w	29/70
	ETC Source4 50deg @ 575w	12/20
	ETC Source4 LED2LS 19deg @ 171w	REP
	ETC Source4 LED2LS 26deg @ 171w	+16 Over Rep
	ETC Source4 LED2LS 36deg @ 171w	+12 Over Rep
	ETC Source-4 Zoom 15°-30° @ 750w	REP
	Colortran 20 Deg. @ 750w	REP
	Elation Arena PAR Zoom @ 220w	20/30
	Strand 2kW Fresnel @ 2kW	13/15
	Solafame 2000 High CRI @ 950w	6/6
	VariLite VL1000 Arc/Shutter @ 575w	4/4
	Colour Chorus 72 @ 630w	16/16
	Lycian Midget HP Follow Spot @ 575w	2/3
	1k Broad @ 1k	10/10
	Mini 10 @ 1k	4/4
	PAR 38 @ 250w	2/2
	Ultratec @ 500w	2/2

Template	Unit #
Purpose	1
Color	1
Gobo	1
Channel	1

Art of Motion

Produced By: College Conservatory of Music

Production Dates: December 5th-8th, 2019

Artistic Staff:

Director: Deirdre Carberry

Choreographers: Shauna Steele, Jiang Qi, and Michael Tevlin

Design & Production Team

Repertory Lighting Designer: Evan P. Carlson

Assoc. Lighting Designers: Alex Mason, Emily Rooks

Production Master Electrician: Ethan Fleck

Assistant Master Electrician: Chris Lipstru, Maya Hughes

Sound Designer: Eddy Mmeshti

Production Technical Director: Paige Rogozinski

Faculty Advisors

Head of MFA Lighting Program: Sharon Houzings

Production Lighting Advisor: Mark Williams

Resident Master Electrician: Gregory S. Falcione

Important Dates:

Prelim Review: 11/04

Lighting Prep: 11/18 - 11/22

Tech Rehearsals: 12/01 - 12/04

Final Review: 11/11

Load In: 11/25 - 11/27

Strike: 12/08

Fall Dance 2019

Venue: Patricia Corbett Theatre

University of Cincinnati

Cincinnati, Ohio

Ground Plot

Date: 11/12/2019

Scale: 1/4" = 1'-0"

Sheet: Sht-3

OF 3

CARLSON DESIGN

©2019 Fall Dance LX Plot and Section, Revised

Vectorworks Educational Version

PLOT ERRORS ADDITION